
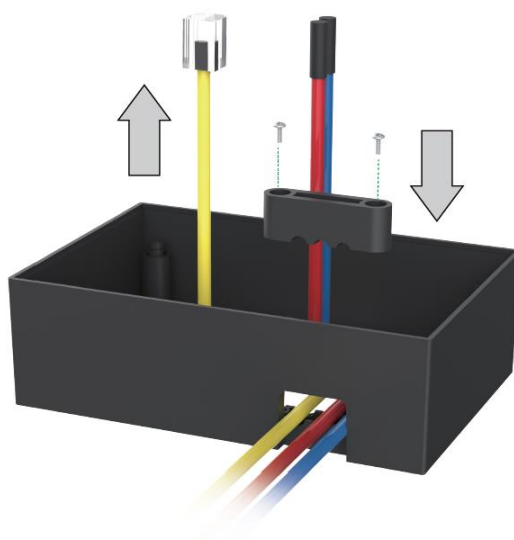


INSTALL INSTRUCTION ASS05050000_Box for wall mounting of BMV battery monitor

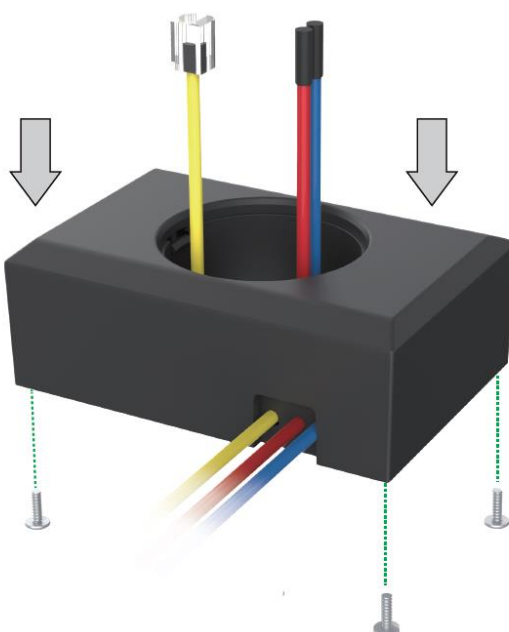
Step 1: put cables through the cable entry hole of wall mounting box



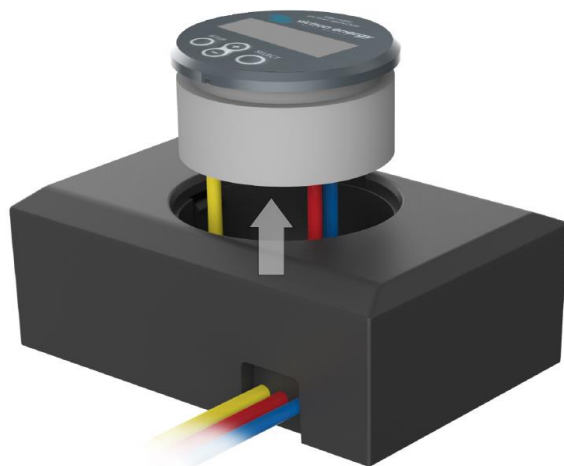
Step 2: tighten the pull relief plastic by the 2 screws



Step 3: tighten the top side to the bottom part with the 4 screws



Step 4: connect the cables to the back side of the BMV battery monitor



Step 5: place the BMV battery monitor to the wall mounting box



Step 6: mount the box on to the wall through the 4 hanging holes on the back

